Baseus

充电快 用倍思
CHARGE FAST BASEUS FIRST

Baseus倍思

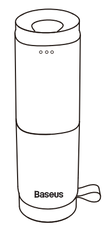

倍思 畅行酒精检测仪

使用说明书

使用产品前请仔细阅读本使用说明并请妥善保管

友情提示：酒后请勿驾车！

人体内酒精含量取决于个人体质及其他身体状况，不同人者对酒精的反应不一致，产品测试结果仅作为参考，不可作为评判是否存在酒驾行为的标准，产品制造商及销售商不承担任何法律责任。

一、产品参数

品牌：Baseus（倍思）
名称：倍思畅行酒精测试仪
型号：CRCA01
充电时间：2-3h
充电方式：Type-C接口
输入：5V=0.12A(Max)
颜色：青空黑

二、包装清单

测试仪*1　支架*1　说明书*1　保修卡*1　充电线*1

三、产品操作方法

1.旋转底部开关，"滴"声提示音后，背光点亮，测试仪开机，同时屏幕显示"等待"字样并开始10s倒计时，提示机器运行预热程序，此时请不要吹气，以免影响测试精度。

2.听到"滴"声提示音，同时屏幕显示"吹气"字样即代表产品已经完成预热，此时可开始吹气测试，吹气时有倒计时10s，被测试者需深吸气并用嘴对准本机1cm左右距离进行连续均匀吹气。

3.吹气倒计时10s结束后显示检测结果，数值保持10s后产品自动关机，体内酒精含量未超标时，本机绿灯闪烁，并发出"滴"声提示音，体内酒精含量到达酒驾标准时，本机黄灯闪烁，并发出持续"滴滴"声提示音直至关机，体内酒精含量到达醉驾标准时，本机红灯闪烁，并发出持续"滴滴"声提示音至关机。

-1-

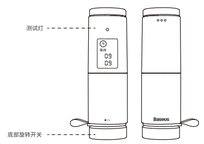

四、注意事项

1. 请在饮酒至少20分钟后再进行测试，因为酒精从消化系统吸收到血液中大约需要20分钟，酒后立即测试，结果只能反映当时口腔内的酒精浓度，而不是血液中所含的酒精浓度，检测结果会随着体内的酒精吸收呈现动态变化。
2. 请不要直接用化学物品或者会腐蚀性的溶解液擦拭产品，避免液体流入吹气孔。
3. 如有高浓度的干扰气体存在时，本产品将不能正常工作。
4. 如果在低电量下进行测试，测试值将和真实值之间有一定的偏差。
5. 如本产品在不使用时，会有小于5%的自放电，请确保三个月内至少为本产品充满电一次。

五、电子信息产品有毒有害物质声明

部件名称	有害物质					
	铅 (Pb)	汞 (Hg)	镉 (Cd)	六价铬 (Cr VI)	多溴联苯 (PBB)	多溴二苯醚 (PBDE)
PCB	○	○	○	○	○	○
塑料	○	○	○	○	○	○
金属	○	○	○	○	○	○

-2-

本表格依据SJ/T 11364的规定编制。
○:表示该有毒有害物质在该部件所有均质材料中的含量均在GB/T 26572标准规定的限量要求以下。
X:表明有毒有害物质至少在该部件某一均质材料中的含量超出GB/T 26572标准规定的限量要求。
该产品符合欧盟RoHS 2.0指令（2011/65/EU）
5年图标是指"环保有效使用期限"，不是产品质量保证期限。电子产品均含有铅、汞、镉等有毒有害物质，一旦超期使用，有毒有害物质将可能因为发生外泄或突变，对环境造成污染，或对人身、财产造成严重损害。"环保使用期限"，意味着所有的电子产品都将被要求在此有效期期内使用，超过安全使用年限之后出现的安全问题，我们不再对产品质量负责。

-3-

品牌名：Baseus倍思
公司：深圳市时尚创潮科技有限公司
地址：深圳市龙岗区坂田街道雪象大社区雪岗路2008号倍思智能园B栋五层
执行标准：Q/SSCZ 094-2021
热线：4000-712-711　网址：www.baseus.com

PB3061Z
倍思设计
中国制造

-4-

Baseus倍思

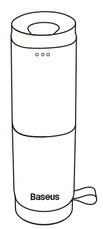

Baseus Digital Alcohol Tester

User Manual

Please read this user manual completely and keep it properly

Friendly reminder:Please drive responsibly after drinking!

The amount of alcohol retained in a human body depends on a person's weight and other physical conditions. The reactions to alcohol may vary from different groups of people. The product test results are only for reference and cannot be used for determining whether a person is driving under the influence (DUI). Product manufacturers and sellers shall not assume any legal responsibility.

1.Product Parameter

Brand: Baseus
Name: Baseus Digital Alcohol Tester
Model No.: CRCA01
Charging time: About 2-3 hours
Charging port: Type-C interface
Input: 5V=0.12A(Max)
Color: Black

2.Packing list

Alcohol Tester*1　Holder*1　User Manual * 1　Warranty card *1　Charging cable *1

3.Product Operation Instruction

3.1 Rotate the bottom switch. When hear a "Di" sound and the back light is on, the tester turns on. The screen will display "Please wait" and starts a 10s countdown timer, prompting that the device is warming-up. Please do not use at this time as the test might not be accurate.

3.2 When hear a "Di" sound and the word "blow" is shown on the screen, it means preheat is complete. It is now ready for the blow test. It will count down 10s. The test subject needs to inhale deeply and then blow continuously and evenly into the device at a distance of about 1 cm.

3.3The test result is shown after 10s count down ends. It takes 10s for the device to analyze a breath sample. The test result will be displayed for 10s, and then the device automatically shuts down. If the alcohol concentration in the breath sample does not exceed the standard limits, the indicator blinks green, and the device make a "Di" sound once. If the alcohol concentration in the breath sample reaches the DUI standard, the indicator blinks yellow, and the device continuously "Di" until it shuts down. If the alcohol concentration in the breath sample reaches the drunk driving limit, the indicator blinks red, and the device continuously "Di" until it shuts down.

-1-

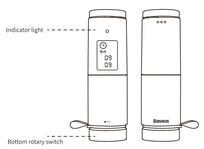

4.Caution

4.1. Wait at least 20 minutes after drinking before testing. It takes about 20 minutes for alcohol to be absorbed from the digestive system into the blood. If the test is conducted immediately after drinking, the test result will only reflect the alcohol concentration in the mouth rather than the alcohol concentration in the blood. As alcohol is absorbed, the test results will dramatically change.

4.2 Please do not directly wipe the device with chemicals or corrosive solvents to prevent liquid from flowing into the mouthpiece.

4.3 If there is a high concentration of other gases, the device will not work properly.

4.4 If the test is conducted with a low battery, there might be deviation between the test result and the true value.

4.5 The self-discharge rate is less than 5%. So pleas charge this product once within three months.

-2-

5. Declaration on toxic or hazardous substances and elements contained in electronic products

Part Description	hazardous substances and elements					
	Lead (Pb)	Mercury (Hg)	Cadmium (Cd)	Hexavalent chromium (Cr VI)	Polybrominated biphenyls (PBB)	Polybrominated diphenyl ether (PBDE)
PCB	○	○	○	○	○	○
Plastic	○	○	○	○	○	○
Metal	○	○	○	○	○	○

This form is prepared in accordance with SJ/T 11364 regulations.
O: Indicates that contents of the toxic and hazardous substances in all homogeneous materials are below the limit requirements specified by GB/T 26572 standard.
X: Indicates that contents of the toxic and hazardous substances exceed the limit requirements specified by GB/T 26572 standard in at least one homogeneous material of the component.
This product complies with EU RoHS 2.0 Directive(2011/65/EU)
The 5year icon refers to the "reflective life of environmental protection", not the product quality assurance period. Electronic products all contain toxic and harmful substances such as lead, mercury and cadmium. Once they are overused, toxic and harmful substances may leak or mutate, cause pollution to the environment, or cause serious damage to people and property. The term of "environmental protection use" means that all electronic products will be required to use within this effective period. We will no longer be responsible for the quality of the products due to the safety risks that arise after the safe use period.

-3-

This device complies with part 15 of the FCC Rules. Operation is subject to the following two conditions: (1) this device may not cause harmful interference, and (2) this device must accept any interference received, including interference that may cause undesired operation.
Any changes or modifications not expressly approved by the party responsible for compliancecould void the user's authority to operate the equipment.
NOTE: This equipment has been tested and found to comply with the limits for a Class B digital device, pursuant to Part 15 of the FCC Rules. These limits are designed to provide reasonable protection against harmful interference in a residential installation. This equipment generates, uses and can radiate radio frequency energy and, if not installed and used in accordance with the instructions, may cause harmful interference to radio communications. However, there is no guarantee that interference will not occur in a particular installation. If this equipment does cause harmful interference to radio or television reception, which can be determined by turning the equipment off and on, the user is encouraged to try to correct the interference by one or more of the following measures:
– Reorient or relocate the receiving antenna.
– Increase the separation between the equipment and receiver.
– Connect the equipment into an outlet on a circuit different from that to which the receiver is connected.
– Consult the dealer or an experienced radio/TV technician for help.

Shenzhen Times Innovation Technology Co., Ltd.
Add: 5th Floor, Building B, Baseus Intelligence Park, No.2008, Xuegang Rd, Gangtou Community, Bantian Street, Longgang District, Shenzhen
Executive Standard: Q/SSCZ 094-2021
Hotline: +86-4000-712-711　Website: www.baseus.com

Copyright ©2010-2021 Shenzhen Times Innovation Technology Co. ,Ltd.
All Rights Reserved

PB3061Z
倍思设计
中国制造

-4-

产品配件明细	
包装附件明细	
外箱尺寸	QTY
印刷颜色明细	
版本修改说明	
比例/单位	(1:1)mm

包装编码	PB3061Z	客户	倍思 BASEUS	物料名称	说明书	物料编码			
产品型号		产品名称	倍思 畅行酒精检测仪 青空黑(含：简易通用数据线 Type-c 3A 0.5m 黑色 1)	物料规格	悦声上臻高白100g 60*95mm 双面单色印刷 风琴折				
版本	A0P1	公司地址区域/产品条形码 电子说明书二维码		主图及场景图 文案部份	执行标准/认证图标 ICON表达/产品参数	包装主管 批准		设计日期	2021-07-19
结构设计		包装设计		品类策划 审核	产品经理 审核	备注:各区域负责人审核无误后在后面打✓或×并签字,签字后则判定为文件正确 签字确认后如有更改的信息请负责人邮件申请更改通知,并抄送个部门长、附带说明原因。			